

LED Solutions: Wireless Detection Systems

ELITMAT

Wireless sensors that pair with our LED Signs. Protects against dangerous collisions between pedestrians and vehicles.



Pedestrian Detection Combo


Includes :

A Pedestrian Motion Sensor


B 1 60cm Double Sided LED Sign




WIRELESS



EXTENDED
SIGNAL RANGE



PLUG-N-PLAY



EXPANDABLE

Wireless Transmission – Our proprietary motion sensor unit transmits a wireless signal which activates the LED safety warning sign.

Extended Range – Wireless RF signal transmits up to 300 M for deployment flexibility.

Plug & Play – Wireless detection systems and signs are paired at the factory for installation ease.

Expandable – Additional detection system components and other LED signs can be packaged to address any conventional or unique in-plant safety concerns

LED Solutions: Wireless Detection Systems

ELITMAT

LED Signs that pair with our Wireless sensors.
Protects against dangerous collisions between
pedestrians and vehicles.

Choose A Sign

30cm or 60cm Pedestrian or Forklift LED Sign

Includes: 1 Wireless receiver, 6 amp power supply & 15.24M 12V wire

30cm Single Sided Sign

30cm Double Sided Sign

60cm Single Sided Sign

60cm Double Sided Sign



60cm Interactive Wireless Four Sided CUBE Sign

Includes: 2 Wireless receiver, 2 6 amp power supply & 15.24M 12V wire



Customizable Stop/Go Sign

Includes a Box (15cm x 30cm x cm) with Red and Green LED Lights with laser sensor & reflector, 6amp Power Supply, 30/40 amp Relay Harness, 7.62M of 12V wire.



Choose Your Wireless Detection Sensor

Motion Sensor Unit

Includes: motion sensor, wireless transmitter, 2 amp power supply and 10M 12V wire




By detecting pedestrians entering a small area.

Triggers LED sign:

Laser Beam Detection Unit


Includes: wireless transmitter, 2 amp power supply, laser beam and 10M 12V wire



By breaking the laser beam.

Vehicle Detection Sensor Unit

Includes: wireless transmitter, 6amp power supply and 10M 12V wire with remote control



By detecting vehicle traffic from multiple directions.

Occupancy/Light Curtain Scanner for an area up to 80' x 80' (24Mx24M)

Includes 6 amp power supply and wireless transmitter, 30' (10M) 12V wire with remote control



By using light curtain technology (horizontally or vertically) to warn of potential obstructions.

Specialty Signs

Stand Alone Portable Solution

Includes: 18" double sided sign on yellow base, 1 rechargeable battery, 1 motion sensor



Contact our representant for more information about LED Signs